

Ironsides State School Parent Access to the Online Tuckshop and Uniform Shop



Ironsides State School provides parents an online Tuckshop and Uniform shop, delivered via the SchoolShopOnline ('SSOL') portal.

The benefits of using SSOL include:

- Easy process to order online.
- Tuckshop and uniforms are available for sale 24 hours a day, seven days a week.
- Low fees and one account for the family.
- All transactions are handled and completed in a secure environment.
- Manage your details and access all your transaction history online at any time.

The online systems are simple for parents to use and are very user friendly.

Parents can access the online shops using the latest internet browsers or smartphones.

Payment Method

There are two methods of payment; eWallet and Credit/Debit cards. The eWallet offers Parents:

- One account to manage and pay for all orders for all children; and
- Zero Credit/Debit card charges

Payment via credit card incurs a merchant fee of 30 cents plus 1.5% on total transaction value.


Support

We are there to help provide the best experience to the Co-ordinators, volunteers and parents.

Contact SchoolShopOnline: support@schoolshoponline.net.au

Contact ISS Shops Committee: SSOLIronsides@gmail.com

eWallet

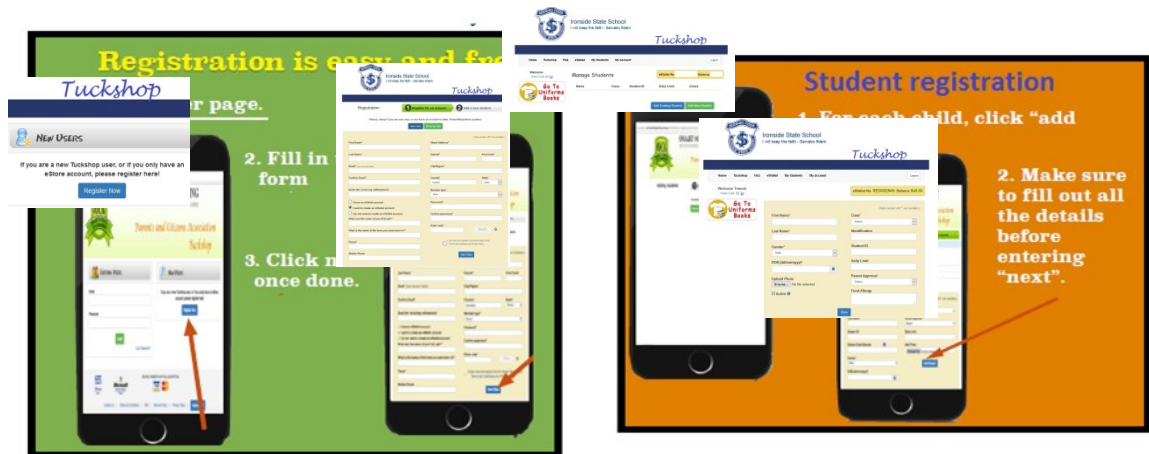
- You are able to transfer money to your eWallet for a 30c fee (allow 2 days for money to register in your eWallet), and then you may use your funds to pay for the order with no extra fees. For further information refer to the information on the Uniform Shop log in screen: <https://schoolshoponline.net.au/ironsides//ironsides/index.aspx> . 
- Every parent who registers on SSOL is asked to check a box if they want to create an eWallet account during the registration process. If you choose yes, an account is activated and the account number is provided. If you wish to create the account later, you can select eWallet from the menu and follow the prompts to create the account.

Registration

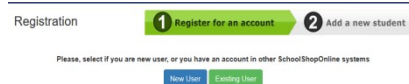
The Tuckshop and Uniform shop are 2 separate databases, which therefore necessitates 2 registrations. Once you register in either the Tuckshop or Uniform Shop system, it is easy to register in the second system. E.G. If you wanted to register in the tuckshop system first, go to:

<https://tuckshop.schoolshoponline.net.au/ironside/index.aspx> .

- Simply register as a parent and register your children, making a note of the Email Address and Password that you have used.



- Then Logout and go to the second system, in this instance the Uniform Shop (eStore) <https://schoolshoponline.net.au/ironside//ironside/index.aspx>
- Choose Register Now, and in the next screen, choose Existing User, making sure that you enter your email and password EXACTLY as you have registered it in the Tuckshop database. Follow the prompts.



- Your family is now set up in both systems.

Ironsides State School Tuckshop Online

Our Tuckshop online is easy to use and available 24/7. Online ordering is the only way to order main meal items for delivery to your child at First Break.

- Manage all your family tuckshop orders in one account.

Go to <https://tuckshop.schoolshoponline.net.au/ironside/index.aspx>

- Assuming you have already registered as above, you can order immediately.
- See your child's past favourite orders in one click and reorder.
- Add comments to your order if necessary.
- Amend or cancel an order anytime right up to the meal session cut off time 8:30am.








Simple steps to order a meal

1. Select the enter on the tuckshop tab to add order.
2. Select the child, date and meals session.
3. Select the items you would like to order and add them to your cart.
4. Confirm your order and view your cart.

- Prior to viewing your cart, select another date / another child and add their order to the cart also. This reduces the amount of any fees. You can also order for a number of days in the same order.
- Convenience of online payment via Debit/Credit card or eWallet. (note: Payment via Debit/Credit card will incur a merchant fee)
- Manage and view your transaction history online.

My Account

eWallet No. **REG** : Balance \$

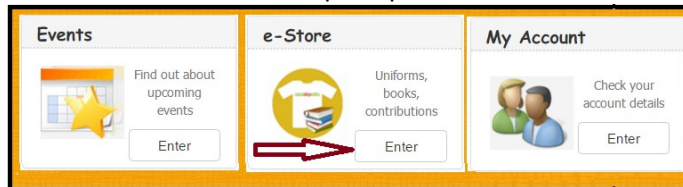
<p>Edit Account Details</p> <p>Edit and add your profile information</p> <p> Enter</p>	<p>Manage Students</p> <p>Manage and add students</p> <p> Enter</p>	<p>Orders</p> <p>View product order history</p> <p> Enter</p>
<p>eWallet Details</p> <p>View eWallet information</p> <p> Enter</p>	<p>Top up eWallet</p> <p>Top up eWallet account here</p> <p> Enter</p>	

Ironsides State School Uniform Shop Online

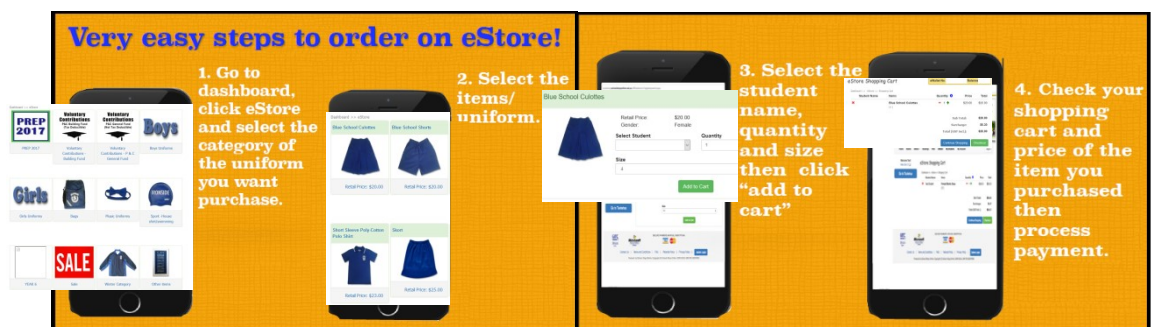
- Our eStore - Uniform online shop is available 24/7.

Go to <https://schoolshoponline.net.au/ironside//ironside/index.aspx>

- Assuming you have already registered as above, you can order immediately.
- Select eStore and follow the prompts.



- Add items to your cart and then check out (see images below).
- Add comments to your order if necessary especially if you have ordered Embroidery – note exactly what you want embroidered on your hat / jumper.
- Choose delivery option: Pick up from the Uniform shop or Deliver to class.
- Can pre-order if item is not in stock and the item is eligible to be ordered.



- Convenience of online payment via Debit/Credit card or eWallet. (note: Payment via Debit/Credit card will incur a merchant fee)
- Receive confirmation of your purchases via email.
- Manage your account and view your transactions online, at your convenience.

